

FOR SALE

Off Road Heavy Haul Equipment & Mainshaft Transport Trailer



This new multi-functional unit, manufactured by Tri-Star, is being offered for sale by Thompson Creek Metals and is available for viewing in Phoenix, Arizona.

For more information contact

Michelle McKinnon at Thompson Creek Metals at 778-655-1885 x.107

MAINSHAFT TRANSPORTATION SYSTEM

Safely tilt and transport your main shaft with our Mainshaft Transportation System – customized to fit your main shaft up to 150 tons!

Main shaft is securely tilted for transport

Prime mover can handle tongue weights of up to 100 tons and can pull up to 500 tons!

Rear steering axles allow for tight turning radius

Currently configured for a 60-113 Gyratory Crusher

HEAVY-DUTY EQUIPMENT HAULER

Simply switch out the main shaft trailer with the flatbed trailer, for a 100-ton* universal equipment hauler.

24" lift & steering axle set

300-ton flatbed with 24' W x 42' L Deck

Integral drive up Ramp

We can build a custom jeep to convert to a **200-ton** hauler!

Tow-Haul** not included

Rear lift axles allow the trailer to sit directly on ground for safe loading

Option: pull this flatbed trailer and rear-axle set with your Tow-Haul** to maximize haul loads of up to **300-tons**.


**Tri Star Design & Mfg, Inc. is not affiliated with Tow-Haul.

*Capacity rating assumes load is centered on trailer. Actual capacity may be higher or lower depending on loading configuration.

TRI STAR
DESIGN & MANUFACTURING, IN


COMPONENT SPECS AND DIMENSIONS

Prime Mover



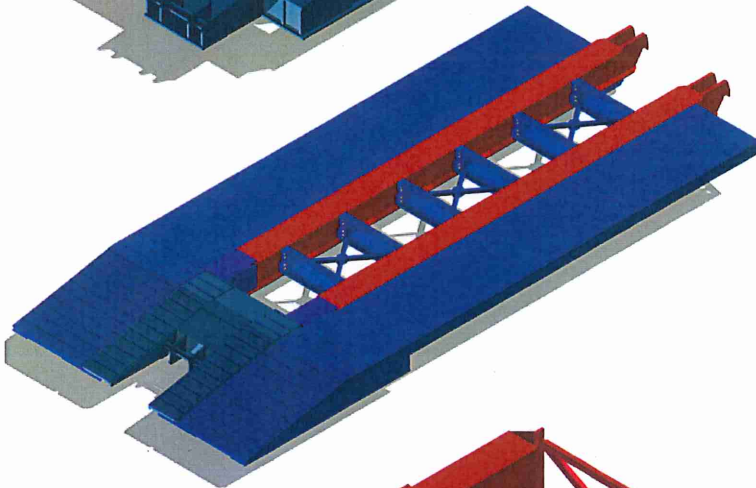
- Refurbished Mack truck
- Rebuilt 425 H.P. 3306B CAT diesel engine
- Rebuilt Allison transmission
- Designed for 12% grades
- Hydraulic rams align Gooseneck with trailer
- Hydraulic Push-Arm raises and lowers front of trailer approx. 24" for rigid connection
- Approx. ship wt: 90K lbs.
- 100 ton capacity tongue-weight

Mainshaft Tilt Trailer




- Main shaft is placed vertically in tilt basket
- Main shaft is secured by the collar and hydraulically tilted for transport
- 150 ton rated capacity
- Approx. ship wt: 56K lbs.
- Approx. assembled dims: (trailer only)
27 ft. L x 10 ft. W x 14 ft. T
- Total length, including Prime Mover and Rear-Axle Set: 84ft.

Equipment Trailer



- Modular for Shipment with (2) wings, (3) center supports, and (1) torque-receiver
- 300 Ton Capacity
- Approx. total ship wt: 170K lbs.
- Approx. assembled dims: (trailer only)
57 ft. L x 24 ft. W x 4 ft. T
- Total length, including Prime Mover and Rear-Axle Set: 115 ft. - tight 40' turning radius!

Rear-Axle Set



- Independent hydraulic power unit to:
 - Lift entire chassis for 24" trailer transport
 - Power on board synchronized steering system
- Complete with high capacity air brakes.
- 270 ton capacity
- Approx. ship wt: 75K lbs.
- Approx. assembled dims:
29 ft. L x 16 ft. W x 10 ft. T

MAINSHAFT TRANSPORTATION SYSTEM

Safely tilt and transport your main shaft with our Main Shaft Transportation System – customized to fit your main shaft up to 150 tons!

Main shaft is securely tilted for transport

Prime mover can handle tongue weights of up to 100 tons and can pull up to 1,000,000 lbs!

24" lift sets trailer directly on ground for loading and connect/disconnect

Currently configured for a 60-113 Gyrotory Crusher

HEAVY-DUTY EQUIPMENT HAULER

Simply switch out the main shaft trailer with the flatbed trailer, for a 100-ton* universal equipment hauler.

24" lift & steering axle set

300-ton flatbed with 24' W x 42' L Deck

Integral drive up Ramp

Add the custom jeep to convert to a **200-ton** hauler!

Rear axles allow the trailer to sit directly on ground for loading and disconnect

Option: pull this flatbed trailer and rear-axle set with your Tow-Haul** to maximize haul loads of up to **300-tons**.

**Tri Star Design & Mfg, Inc. is not affiliated with Tow-Haul.

*Capacity rating assumes load is centered on trailer. Actual capacity may be higher or lower depending on loading configuration.

TRI STAR
DESIGN & MANUFACTURING, INC